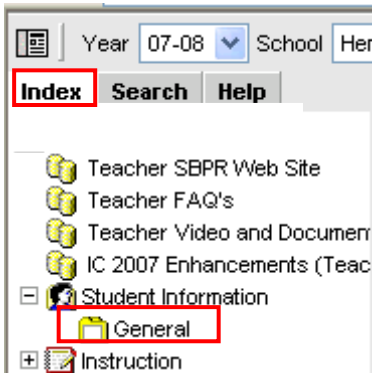
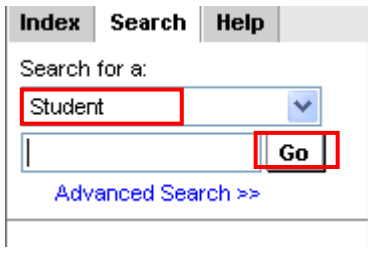
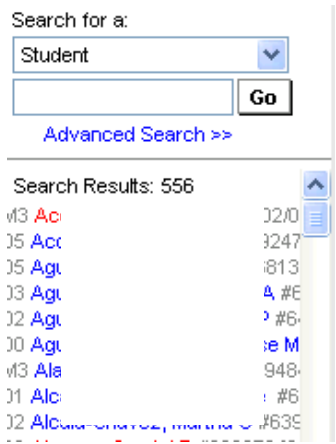


Overview

The Unofficial Score Report is an easy way for teachers to view an individual student’s score report to check scores, discuss with parents, etc. This is not an official SBPR and should not be sent home with the student or parent.

Process

The steps below you will generate an unofficial report of scores for an individual student.

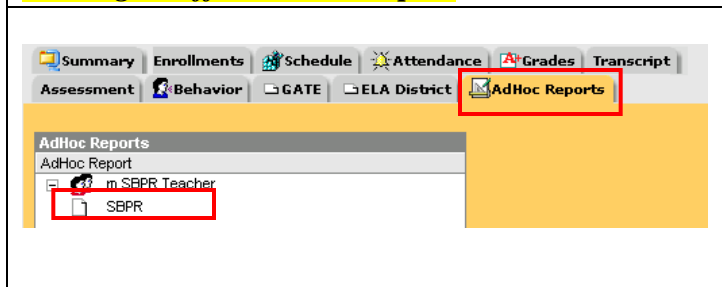
Locating a Student	
	<p>Index → Student Information → General</p>
	<p>Select the Search tab.</p> <ol style="list-style-type: none"> 1. Search for a: Student. 2. Click Go.
	<ol style="list-style-type: none"> 3. Select a student from list. 4. Student Summary window opens.



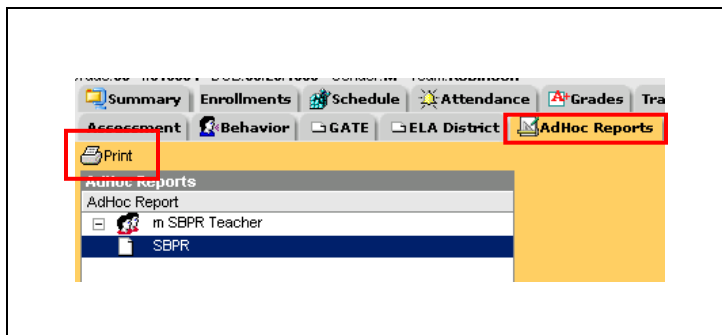
Infinite Campus

Printing Unofficial Score Report–AdHoc Tab (Teachers)

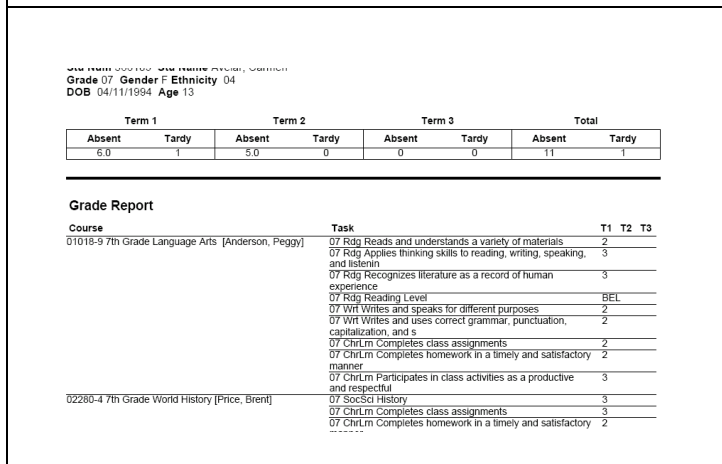
Printing Unofficial Score Report



1. Select **AdHoc Reports** Tab.
2. Under m SBPR Teacher click **SBPR**.



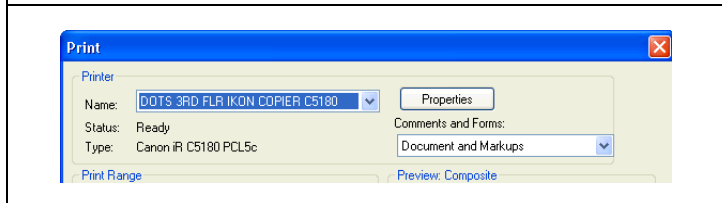
3. Click **Print**.
- (The Print icon will not be visible until you click SBPR.)



4. The SBPR preview window will open.



5. Click the **Printer** icon.



6. A traditional print window will open. Continue to print following normal print procedures.